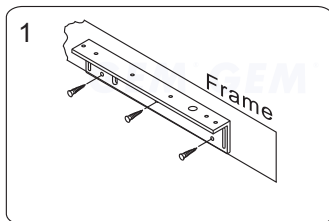
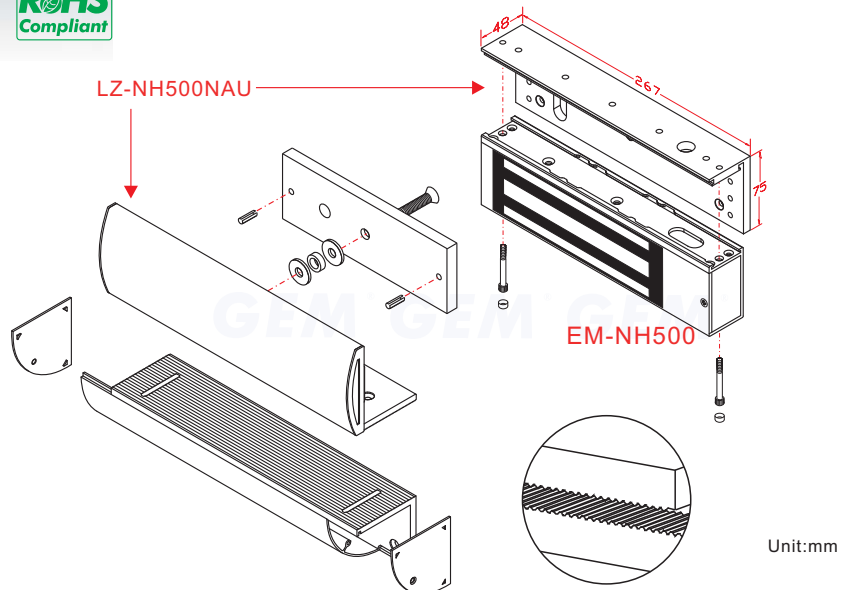
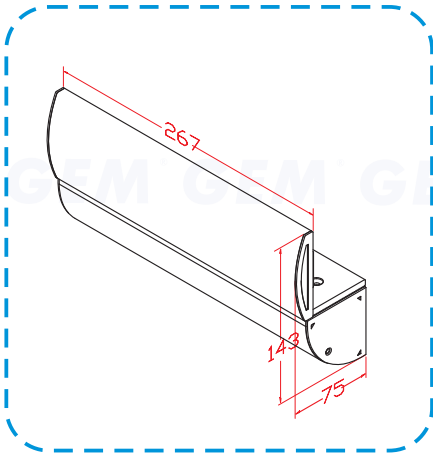
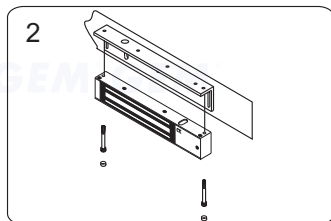


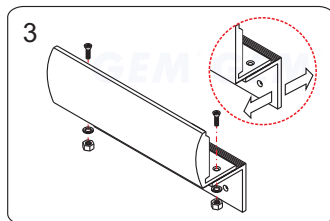
Application for the Electromagnet:
EM-NH500 Series



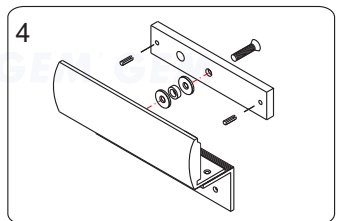
1 Find a mounting location on the door frame for the L bracket. Make sure that the door is still closeable.



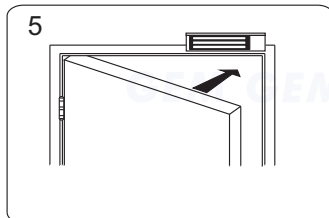
2 Tighten the electromagnetic lock on the L bracket by using the fixing screw.



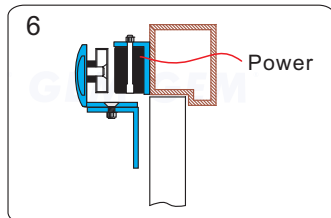
3 Assemble the Z bracket, and make sure that the Z bracket is adjustable.



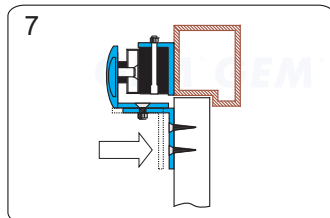
4 Insert the guide pins into the armature plate. Put one rubber washer between armature plate and the Z bracket.



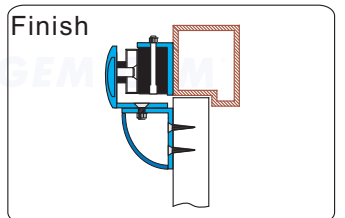
5 Close the door. Measure the correct position by bringing the armature plate close to the contact surface of the electromagnetic lock.



6 Turn on the power of EM-Lock, and let the armature plate bonds to the EM-lock. Adjust the position of the Z bracket and the door frame.



7 Once the position is correct, use the screws to permanently mount the Z bracket on the door frame.



Finish Closing the cover on bracket.

GIANNI INDUSTRIES, INC.

No. 13, Zhong Sing Road, Tu-Cheng Industrial Zone,
Tu-Cheng City, Taipei, Taiwan 23678
Tel: 886-2 2267 7986 / Fax: 886-2 2267 9876
E-Mail: info@gianni.com.tw
Website: gianni.tw
Copyright 2008 Gianni industries, inc. All rights reserved.
DM-CA-LZ-NH500NAU Ver. A Published on 2008.08.04



The products are manufactured under an ISO 9001 & QC 080000 Certified Quality Management Program environment back its product quality, performance and commitment to customer satisfaction.